

EOD Technologies

FULL DC INVERTER HEAT PUMP

R290

- HEATING
- COOLING
- DHW

- Wi-Fi
- IoT
- R290 HEAT PUMP
- A+++ EIP Energy Level
- 75°C Water outlet
- Low Noise
- 4.71 SCOP
- SG Ready Smart Heat Pump
- EV-READY



Zero Carbon

LOW GWP R290 REFRIGERANT

To reduce carbon emissions to the environment and curb global warming, EOD has developed an R290 Full DC Inverter Heat Pump. Compared to R410A refrigerant with a GWP of 2100 and R32 with a GWP of 675, R290 has a GWP of less than 20 and is recognized by the industry as the most development potential and eco-friendly refrigerant.

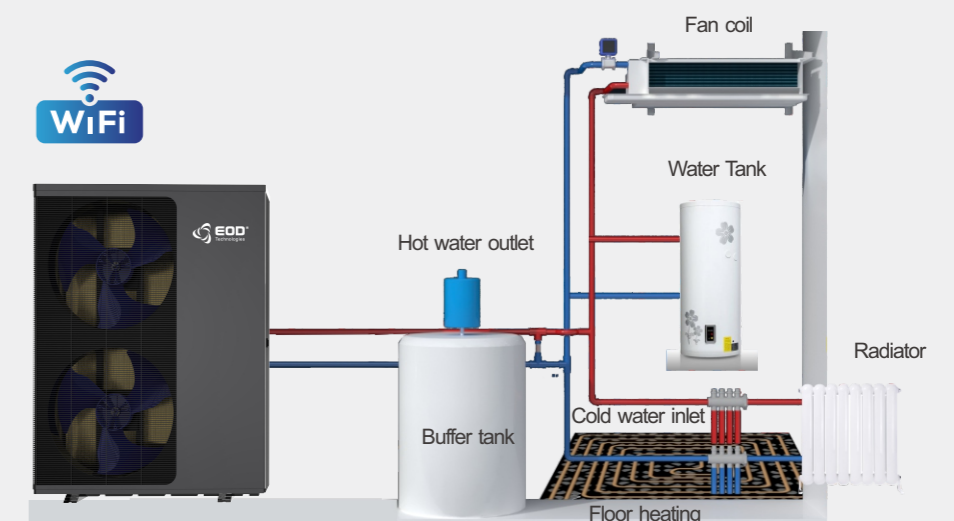



Year-round supply

MULTIFUNCTIONAL HEAT PUMP

The perfect performance of the R290 FULL DC INVERTER Heat Pump can meet the user's needs of house heating, cooling and domestic hot water throughout the year (by 3-way valve):

- Heating Only
- Cooling Only
- Domestic Hot Water Only
- Heating+ DHW (Priority)
- Cooling+ DHW (Priority)



Reliable
Stable

STABLE AND RELIABLE OPERATE AT -25°C

Under low ambient temperature, the performance, heating ability and operational stability of normal heat pumps will be limited. EOD's R290 FULL DC INVERTER heat pump can operate stably and efficiently in extremely cold regions of -25 °C without EVI technology, maintaining a high COP and outputting 75°C hot water to ensure the heating and cooling of the house need.



75°C
Hot Water

-25°C
Outdoor
Temps

Powerful
Heating

Reliable operation in extreme temperatures of -25°C
Powerful heating can output 75°C hot water

Inverter

FULL INVERTER TECHNOLOGY

The Full DC inverter technology makes the unit can intelligently adjust the operating frequency and control the water temperature to keep the room at a constant-temps. It can save up to 50% energy electricity compared to ON-OFF units and up to 75% energy compared to traditional boiler electric heat pumps.



Ther-
mostatic

50%~75%
Energy-save

Auto
Adjustment

Intelligent
Defrosting

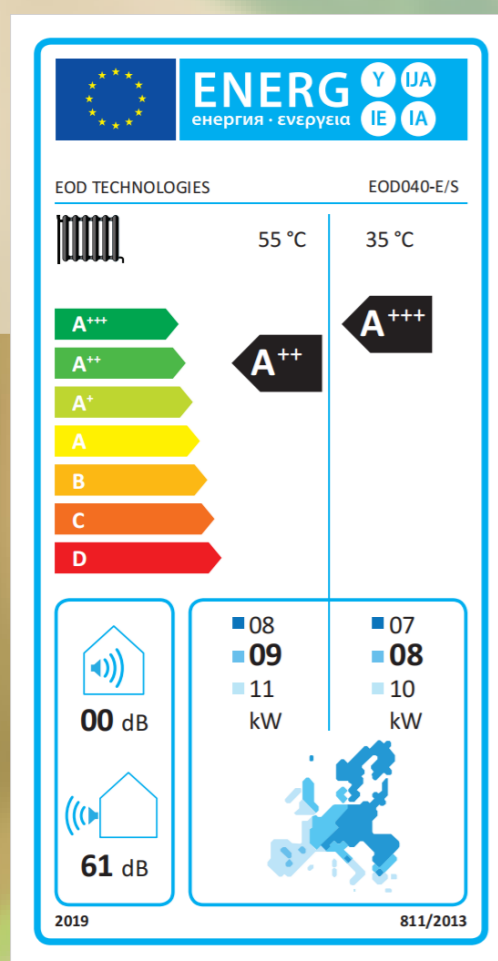
Stepless DC Inverter Fan Motor
DC Inverter HIGHLY Compressor
DC Inverter Circulation Pump



Higher Efficiency

HIGHER EFFICIENCY A+++ ENERGY LEVEL

The higher the energy efficiency class, the lower the energy consumption. R290 Full DC Inverter Heat Pump has perfect performance and super high energy efficiency. Its SCOP is as high as 4.71 and energy efficiency class reaches A+++, which ensures that the unit can run efficiently while saving maximum energy consumption.



A+++

4.71 SCOP

Quiet

SUPER SILENT OPERATION

The unit uses a special three-layer sound insulation cotton, combined with E O D 's multiple noise reduction technology, so that the unit can run smoothly and quietly without mechanical noise.




Multiple noise reduction processes

47 dB(A)

EOD's full DC inverter technology combines the unit's special airflow design, casing design, damping design and pipe welding technology, and adopts international famous brand mute components, so that the unit noise is lower than 47dB.

Special soundproof cotton



The three-layer sound insulation cotton has the functions of sound absorption, sound insulation and noise reduction, and its noise reduction ability is stronger than that of ordinary sound insulation cotton.

Multi-Language

LCD CONTROL PANEL AND WI-FI APP

5-Inches large LCD touch screen control panel and "Smart Life" Wi-Fi App support local language +English options. This user-friendly design reduces users' foreign language dyslexia, and also facilitates distributors to expand their market locally.



Vacation Mode

FOUR OPERATING MODES SAVE YOUR ENERGY

Based on the different needs of users, EOD has developed 4 operating modes: Powerful Mode, Smart Mode, Silent Mode, Vacation Mode. Users can choose modes with different operating frequencies according to actual needs, which help users save a lot of electricity bills.



- ✓ Support RS485 and Modbus Protocol
- ✓ Inlet and Outlet Water Temp Curve
- ✓ Cascade Function Max 8units
- ✓ Operating Power Curve
- ✓ $\pm 0.1^{\circ}\text{C}$ Precise temps control

Smart Home

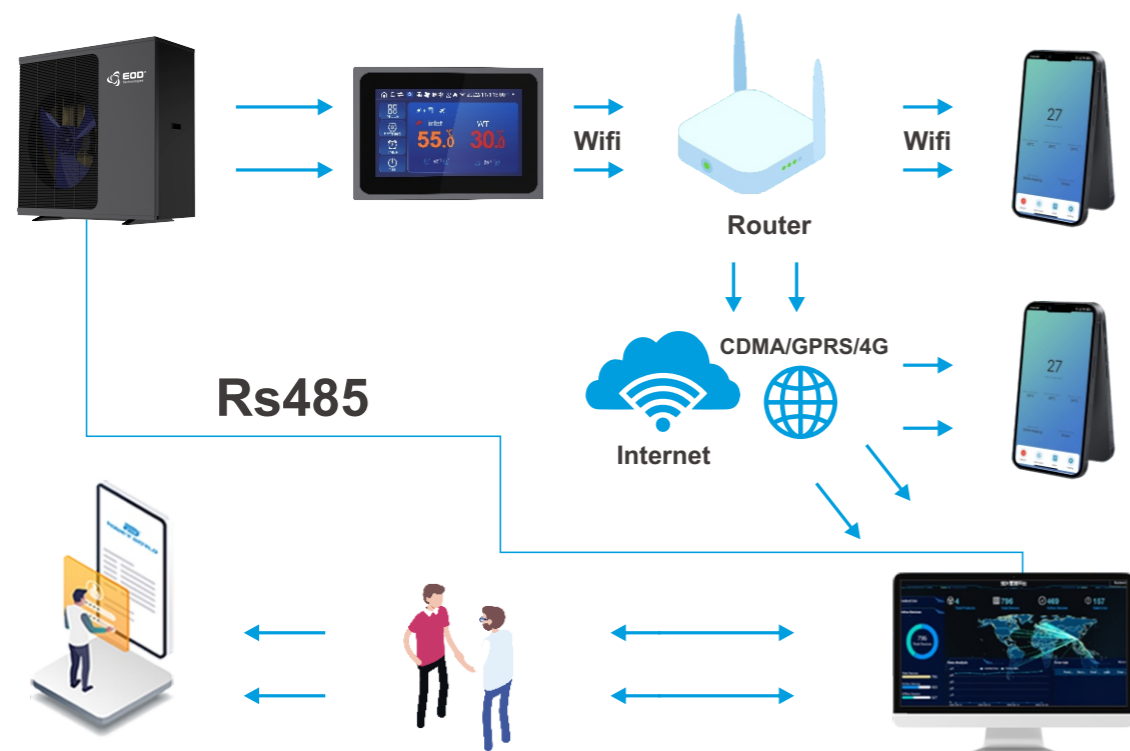
FREE WI-FI APP CONTROL AND EOD'S IOT PLATFORM

Wi-Fi Module

The built-in WIFI module of this R290 heat pump can be directly connected to the "Smartlife" APP through the router. Users do not need to buy a WIFI module box, they can control the HP system and view the operating parameters of the unit anytime and anywhere through the smart phone.

IOT Platform

EOD's IoT cloud management platform can be connected with Wi-Fi or DUT to realize remote monitoring of data. This platform can record all the operating parameters of the units from EOD. If the unit has an error, the error report will be synchronized to the local service provider or EOD's console, and then we will quickly provide users with the best solution, which greatly saves the after-sales communication cost and time costs of users, dealers, and manufacturers.



R290 FULL DC INVERTER HEAT PUMP						
Model	ED030-E/S	ED040-E/S	ED050-E/S	ED050-E	ED060-E	
Heating Condition - Ambient Temp.(DB/WB)7/6°C,Water Temp.(In/Out):30/35°C						
Heating capacity range (kw)	3.3~8.3	4.5~11.4	5.9~14.8	5.9~14.8	8.8~22.0	
Heating input range (kw)	0.64~2.18	0.85~2.95	1.13~3.83	1.13~3.83	1.68~5.77	
Cop range	3.81~5.17	3.86~5.29	3.86~5.22	3.86~5.22	3.81~5.24	
DHW Condition-Ambient Temp.(DB/WB)7/6°C,Water Temp.(In/Out):15/55°C						
Heating Capacity Range (kW)	3.7~7.4	5.2~10.2	6.6~13.2	6.6~13.2	7.8~17.6	
Heating Power Input Range(kW)	0.79~2.10	1.10~2.87	1.41~3.73	1.41~3.73	1.67~5.01	
COP Range	3.52~4.69	3.55~4.71	3.54~4.67	3.54~4.67	3.51~4.66	
Heated water output (L/H)	159	219	283	283	377	
Cooling Condition - Ambient Temp.(DB/WB)35/24°C,Water Temp.(In/Out):12/7°C						
Cooling Capacity Range (kW)	2.4~5.8	3.3~8.2	4.3~10.8	4.3~10.8	6.2~15.3	
Cooling Power Input Range(kW)	0.79~2.19	1.08~3.07	1.39~3.99	1.39~3.99	1.99~5.60	
EER Range	2.65~3.04	2.67~3.06	2.71~3.10	2.71~3.10	2.73~3.12	
ErP Level (35°C)	A+++	A+++	A+++	A+++	A+++	
Refrigerant	R290					
Power supply	230V/1Ph/50Hz/60Hz			380V/3Ph/50-60Hz		
Diameter of pipe (mm)	DN25	DN25	DN25	DN25	DN25	
Max water head (m)	9	9	9	9	12	
Noise dB(A)	≤47	≤50	≤52	≤52	≤53	
Net Weight (kg)	108	120	132	132	170	
Net Dimension (L/W/H) mm	1080×460×820	1080×460×960	1080×480×1060	1080×480×1060	1080×480×1372	
Operation Ambient Temp. (°C)	-25~43					
Operating water temperature (°C)	20~65(DHW)					
Operating water temperature (°C)	20~70(Heating)					
Operating water temperature (°C)	7~35(Cooling)					

REMARK:

Heating working condition: Inlet water temperature 30°C, Outlet water temperature 35°C, Dry bulb temperature 7°C, Wet bulb temperature 6°C.
Cooling working condition: Inlet water temperature 12°C, Outlet water temperature 7°C, Dry bulb temperature 35°C, Wet bulb temperature 24°C.
DHW working condition: Inlet water temperature 15°C, Outlet water temperature 55°C, Dry bulb temperature 7°C, Wet bulb temperature 6°C.